



HEALTH HOLDING

HAFER ALBATIN HEALTH
CLUSTER
MATERNITY AND
CHILDREN HOSPITAL

Department:	Operating Room		
Document:	Departmental Policy and Procedure		
Title:	Usage of Disinfectant and Glutaraldehyde		
Applies To:	All Operating Room Nurse		
Preparation Date:	January 05, 2025	Index No:	OR-DPP-033
Approval Date:	January 19, 2025	Version :	5
Effective Date:	February 19, 2025	Replacement No.:	OR-DPP-033(4)
Review Date:	February 19, 2028	No. of Pages:	2

1. PURPOSE:

- 1.1 To disinfect lens instruments.
- 1.2 To disinfect rubber and plastic instruments.

2. DEFINITIONS:

- 2.1 **Usage of Disinfectant and Glutaraldehyde** – an aqueous solution of glutaraldehyde that kills microorganism by desaturation of protein.

3. POLICY:

- 3.1 Ensure the following item are present before soaking instruments in glutaraldehyde:
 - 3.1.1 Eye Protective Goggles
 - 3.1.2 Gloves
 - 3.1.3 Mask
 - 3.1.4 Plastic Apron
- 3.2 Put in all the protective apparel before soaking instruments.
- 3.3 Prepare soaking of instruments in a well – ventilated area.
- 3.4 Write expiry date upon activation of glutaraldehyde.
- 3.5 Dispose of the expired glutaraldehyde solution carefully to avoid splashing.
- 3.6 Check expiry date daily.
- 3.7 Should be used only in a closed container and in a well – ventilated area.

4. PROCEDURE:

- 4.1 Place instrument gently into the glutaraldehyde to avoid splashes.
- 4.2 Dismantle the instrument parts and open joint instrument at lock.
- 4.3 Dry instrument well before soaking.
- 4.4 Use syringe to flush all items that have lumen.
- 4.5 Ensure all instrument are all completely immersed.
- 4.6 Indicate the sterilizing time (minimum 10 minutes) to avoid adding additional instruments.
- 4.7 Do not add any other instrument while disinfection in progress.
- 4.8 Place the lid on the soaking container ensuring it is sealed.
- 4.9 Rinse soaked instruments well with sterile water before use.
- 4.10 Flush all lumen items several times thoroughly with sterile water.
- 4.11 Dry instrument completely with a sterile towel.
- 4.12 Set – up instruments trolley for surgery as required.

5. MATERIALS AND EQUIPMENT:

N/A

6. RESPONSIBILITIES:

6.1 Nurse







7. APPENDICES:

N/A

8. REFERENCES:

8.1 Kingdom of Saudi Arabia, Ministry of Health, Baish General Hospital, 2018.

9. APPROVALS:

	Name	Title	Signature	Date
Prepared by:	Ms. Naimah Naif Al Salem	Head Nurse of the Operating Room		January 05, 2022
Reviewed by:	Dr. Abdulghani Ibrahim	Head of the Operating Room Department		January 06, 2025
Reviewed by:	Mr. Sabah Turayhib Al - Harbi	Director of Nursing		January 07, 2025
Reviewed by:	Dr. Tamer Mohamed Naguib	Medical Director		January 08, 2025
Reviewed by:	Mr. Abdulelah Ayed Al Mutairi	QM&PS Director		January 12, 2025
Approved by:	Mr. Fahad Hezam Al - Shammari	Hospital Director		January 19, 2025